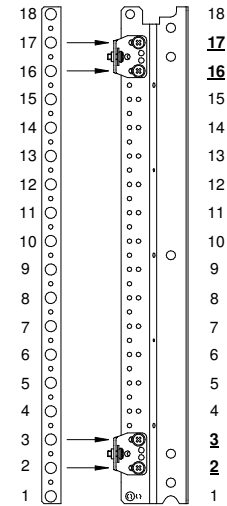

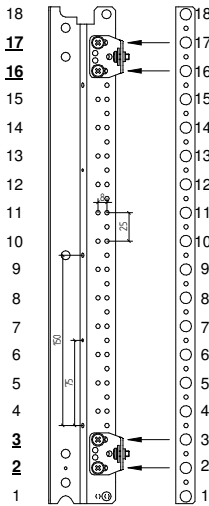
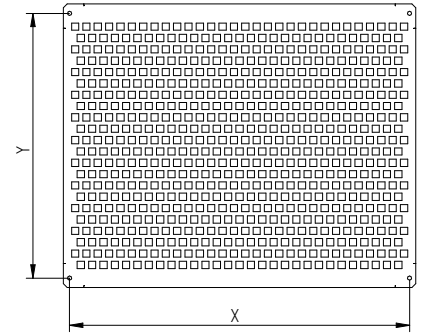


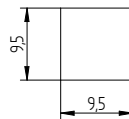
PM X-Y PER-A

- Ⓒ**GB** Mounting instructions
- Ⓒ**DE** Montageanleitung
- Ⓒ**SI** Navodilo za montažo
- Ⓒ**PL** Instrukcje montażu
- Ⓒ**HR** Upute za montažu
- Ⓒ**CZ** Montážní návod
- Ⓒ**SK** Navod na montáž
- Ⓒ**HU** Szerelesési utmutató
- Ⓒ**LT** Montavimo instrukcija
- Ⓒ**RU** Инструкция за монтаж
- Ⓒ**LV** Montāžas instrukcija
- Ⓒ**EST** Paigaldusjuhend

Type	X	Y
PM 1-1 PER-A	199,7	50
PM 1-2 PER-A	199,7	200
PM 1-3 PER-A	199,7	350
PM 1-4 PER-A	199,7	500
PM 2-1 PER-A	449,7	50
PM 2-2 PER-A	449,7	200
PM 2-3 PER-A	449,7	350
PM 2-4 PER-A	449,7	500
PM 3-1 PER-A	699,7	50
PM 3-2 PER-A	699,7	200
PM 3-3 PER-A	699,7	350
PM 3-4 PER-A	699,7	500

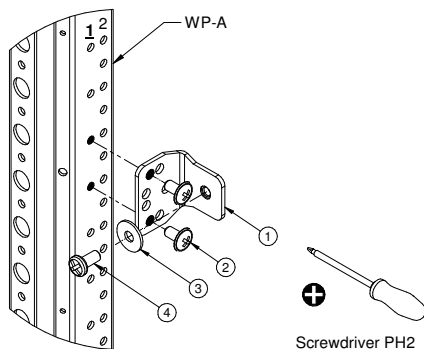


Hole dimension
(Wymiary otworu)



No.	Type ETI	Name	Pcs.
1	LG-V	Support	4
2	AST 4.8x9.5	Tapping screw	8
3	AW-RE 5	Washer M5 DIN9021 Zn	4
4	AS-C 5x10	Screw M5x10 DIN7985 Zn	4

No.	Type ETI	Name	Pcs.
1	LG-V5	Support	4
2	AST 4.8x9.5	Tapping screw	8
3	AW-RE 5	Washer M5 DIN9021 Zn	4
4	AS-C 5x10	Screw M5x10 DIN7985 Zn	4



Screwdriver PH2
(Wkrętak PH2)

AS-C 5x10	2,2-3,5 Nm
AST 4.8x9.5	3,0-3,4 Nm

